



Directions on How to Navigate Throughout the OCHNA Online Database

We recommend that you print out these directions so you can have them easily accessible as you navigate throughout the database. All directions are in **green**.

STEP ONE

2001 SURVEY DATABASE (MEMBERS ONLY)

OCHNA DATABASE MEMBER SIGN-IN

member name

password



Login >>

Log in by entering your member name and password that was emailed to you. Click Login and you will enter the online database.

STEP TWO

OCHNA DATABASE TOPICS After logging on to the database you are shown the following page.

OCHNA Surveys

--Select Year-- All Groups  Adult  Child

Click on the arrow and select the year's survey that you would like to look at, either 1998 or 2001. Select either all groups for both Adults (18+) and Children (0-17 years old) or select only Adults or only Children for the population you would like results for.

STEP THREE

OCHNA Surveys

Year 2001 All Groups  Adult  Child

+ Access

+ Prevention

+ Satisfaction With Providers and Care

+ Health Status

- ⊕ **Quality of Life**
- ⊕ **Seniors**
- ⊕ **Behavioral Risk**
- ⊕ **Utilization**



The topic areas that are covered by each survey will pop up. Click on the positive sign next to the topic area you would like to investigate. Not all populations have results for all topic areas. Please call OCHNA if the information you are looking for is not available.

STEP FOUR









OCHNA DATABASE TOPICS

After clicking the positive sign next to the topic you are investigating, all of the questions available will be listed along with a colored diamond indicating whether the question was directed to the adult population (green) or the child population (blue). Click the question that is appropriate to your search and a new page will appear.

OCHNA Surveys

 Adult
  Child

⊖ Access

- ⊖ **Health Care Coverage**
 -  [Does the child have any kind of health care ...](#)
 -  [Is the child's health care coverage through ...](#)
 -  [What is the main reason your child is withou...](#)
 -  [During the past 12 months, was there any tim...](#)
 -  [Do you have any kind of health care coverage...](#)
 -  [What type of health care coverage do you use...](#)
 -  [Is that coverage provided by an HMO? \(Note,...](#)
 -  [What is the main reason you are without heal...](#)
- ⊕ **Dental Health**
- ⊕ **Prescription Coverage Access and Utilization**
- ⊕ **Hearing and Vision Health**

STEP FIVE

OCHNA DATABASE STATISTICS

On the results page you will find the complete text of the question asked and the percentage and number of responses for each answer. Please click on Definitions and Help for Data Users for more information. The (Note, 0-17) that follows each question tells you the age range of the population asked that question. For the example that follows, the question was asked of children ranging in age from 0 to 17 years old.

[Topic of 2001](#) > [Health Care Coverage](#)

"Does the child have any kind of health care coverage including health insurance, prepaid plans such as HMOs (health maintenance organizations) or government plans such as AIM, Healthy Families (CHDP), Medicare, Medi-Cal (CalOPTIMA), CHAMPUS or the VA (CHAMP-VA), Kaiser Cares for Kids, California Kids? (Note, 0-17)"

	Yes	No	No Response	Refused	Total
%	90.23	8.42	1.36	0.00	100
n	1935	194	27	0	2156

% = percentage, n = sample size, [Definitions and Help for Data Users](#)

The results that are initially generated cover all groups within the Adult and Children populations. You can also generate results that show results by grouping according to race/ethnicity, income, gender and age. Just click the arrow next to the box with the words no grouping and select what type of grouping you are looking for. The results will pop up with grouping percentages and number of responses.